



15. Repeat the previous step to remove the lower shift fork.




16. Remove the input shaft assembly and reverse shaft assembly together from the transmission.




17. If servicing either shaft assembly, remove the reverse silent chain and separate the shaft assemblies.
18. Inspect all bearings, gear teeth, engagement dogs and silent chain.



19. Remove the detent plug, snap ring, washer and gear selector switch.



20. Remove the retaining ring and washer from the cam shift shaft. Remove the nut, bellcrank and washer from the bellcrank shift shaft.



21. Remove both shift shafts from the transmission as an assembly. Lightly tap on each shaft to ease removal.